



AURKITU

FRUTAK

JOLASTEKO BI MODU:


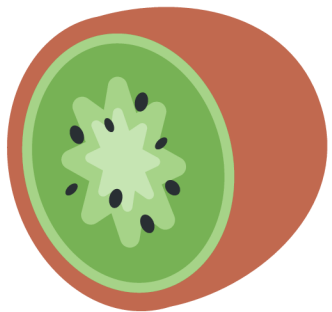







**KOOPERATIBOA
EDO
LEHIAKORRA**

HAUR HEZKUNTZA








ETA


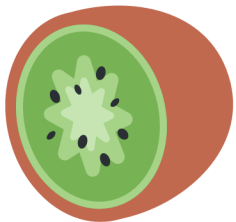













**LEHEN HEZKUNTZAKO
LEHEN ZIKLOA**

AURKITU: FRUTAK 1



AURKITU: FRUTAK 2





SAGARRA

ANANA

KIWIA

MARRUBIA

BANANA

LARANJA

UDAREA

SANDIA

MAHATSAK

MERTXIKA

LIMOIA

KOKOA

GEREZIAK

ARANA

MASUSTA

MELOIA

IRASAGARRA

MANDARINA

MANGOIA

AHABIAK

ZER LANTZEN DA?

1. Guraizeekin moztea.
2. Garraioak ezagutzea.
3. Irakurketa.
4. Txandak errespetatzea.
5. Talde-adostatzea (kooperatibo moduan).



NOLA JOLASTU

1. Taulak eta kartak inprimatu. Kartak banaka moztu.
2. Aukeratu taula bakarrarekin edo bi taulekin jokatu nahi duzun.
3. Nahi izanez gero, izendatu ozenki eta seinalatu frutak jolastu aurretik, hurrek ezagutu ditzaten.
4. Jarri kartak ahoz behera pila batean.

KOOPERATIBOA

5. Hartu karta bat eta irakurri ozenki frutaren izena.
 6. Denak batera, adierazi hatzarekin zein fruta den.
 7. Denak ados badaude, pasa hurrengo kartara.
- Akordiorik ez badago, jokalariak akordio batera iristen saiatu behar dira. Ez bada akordiorik lortzen, karta pilaren amaieran utzi.
8. Errepikatu amaitu arte.

LEHIAKETA MODUAN

5. Lehenengo jokalariak karta bat hartuko du.
 6. Hatzarekin zein fruta den adieraziko du: asmatzen badu, karta gordeko du; bestela, pilaren amaieran utziko du.
 7. Hurrengo jokalariak berdin jokatuko du.
 8. Errepikatu amaitu arte.
- Karta gehien lortzen dituenak irabazten du.